



SORAA BRILLIANT HL™

The Soraa Brilliant HL single-source COB lamp combines Soraa's world-class optics design and driver technology with a photopically efficacious LED

SORAA POINT SOURCE OPTICS™

With a point source and sophisticated folded optics, Soraa creates a very controlled beam angle at 10 degrees, even in challenging form factors resulting in smooth uniform beams and crisp shadows

Output Range	700 - 730 lumen
Beam Angle Range	10°
Color Metrics	CCT: 2700K, 3000K Color Rendering CIE Metrics: CRI 92, R9 50
Application	Halogen replacement for indoor and outdoor applications



HIGHLY COMPATIBLE

Thermally and geometrically compatible with standard fixtures and suitable for damp locations
Works with trailing edge and leading edge phase cut dimmers (see www.soraa.com/resources)

INTENDED USE AND APPLICATIONS

Intended for use in PAR20 compatible recessed downlights, track lighting and other indoor and outdoor applications
Soraa lamps are designed to safely turn down in any thermal environment not conducive to minimum airflow or proper ventilation

CERTIFICATIONS

Title 20 compliant, RoHS, CE, UL/CUL, FCC Title 47 Part 15B

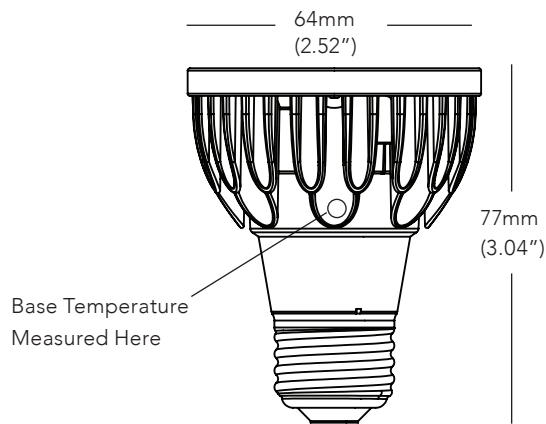


GENERAL SPECIFICATIONS

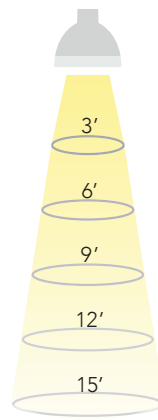
Form Factor	Operating Temperature	Electrical	Dimming and Flicker
Width: 64mm (2.52")	Minimum: -40°C (ambient)	Wattage: 10.8W	T24/JA8 compliant.
Height: 77mm (3.04")	Typical: 70°C - 80°C (base)	Power factor: 0.92	Please reference our compatibility chart for dimmer and transformer information.
Weight: 160g	Maximum: 90°C (base)	Voltage: 120V +/- 12V	
		Frequency: 50/60Hz	

* Soraa Brilliant HL (PAR20, 8.5W, 10D, 2700K) lamp does not meet Title 20 compliance required for California

DIMENSIONS



10 DEGREE BEAM



Beam Dia at 50% CBCP (ft)	Field Dia at 10% CBCP (ft)	Foot-candles (% of CBCP)
0.5	1.1	11.1%
1.0	2.1	2.8%
1.6	3.2	1.2%
2.1	4.2	0.7%
2.6	5.3	0.4%

Note: Footcandles may be calculated by multiplying the CBCP of the desired model number by the percentage in the tables above

SPECIFICATIONS BY MODEL NUMBER* SORAA LED PAR20 8.5W 120V

Model #	Product Code	CCT (K)	Beam Angle	Field Angle	CBCP (Cd)	Halogen Equiv	Total Flux (Lm)	Efficacy (Lm/W)	CRI	McA	Title 20
BRILLIANT HL SERIES											
SP20-08-10D-827-H1	08793	2700	10	20	11020	90	700	83	92	3	Compliant
SP20-08-10D-830-H1	08801	3000	10	20	11500	90	730	87	92	3	Compliant

CCT: Correlated Color Temperature **McA:** White Point Accuracy in McA step **SNAP:** SORAA SNAP System Compatible


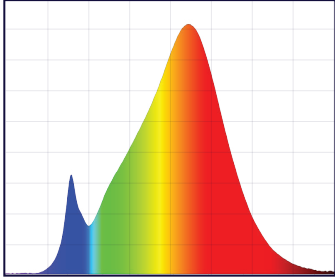
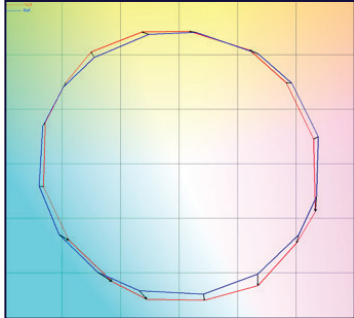
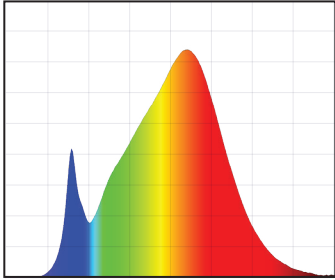
* Specifications are at stable warm operating conditions (25°C ambient)

– Soraa Brilliant HL (PAR20, 8.5W, 10D, 2700K) lamp does not meet Title 20 compliance required for California

SERIES/CCT

COLOR ACCURACY

SPECTRAL POWER DISTRIBUTION

<p>BRILLIANT HL 2700K</p>	 <p>Rf: 90, Rg: 98, Rfh1: 85</p>	 <p>CRI: 92, R9: 50</p>
<p>BRILLIANT HL 3000K</p>	 <p>Rf: 90, Rg: 98, Rfh1: 85</p>	 <p>CRI: 92, R9: 50</p>

Rf: TM-30 metric measuring color fidelity (whether colors are similar to those under natural light). Rf is a more accurate version of the CRI Ra. Rf is 100 for natural light.
 Rg: TM-30 metric measuring color gamut (whether colors are more saturated than under natural light). Rg is 100 for natural light.
 Rfh1: TM-30 metric measuring color fidelity for red tones. Rfh1 is a more accurate version of the CRI R9. Rfh1 is 100 for natural light.