



SORAA VIVID™

SORAA VIVID lamps offer beautiful and accurate color and white rendering across the entire visible spectrum, mimicking the natural range of sunlight to deliver unmatched quality of light for color critical applications.

POINT SOURCE OPTICS™

Point Source Optics deliver exceptional beam quality with crisp shadows, perfect uniformity and precisely controlled beam distributions from 9° to 60°.

SORAA VIVID COLOR™

SORAA VIVID lamps utilize full spectrum light to provide industry-leading color rendition of CRI/95, R9/95, Rf/90, Rg/100 for precise color reproduction.

SORAA NATURAL WHITE™

SORAA VIVID lamps are engineered to deliver outstanding whiteness rendering for true-to-life whites, which matches or exceeds incandescent sources at 2700K and 3000K.

ACCESSORIES

Narrow spot compatible with the Soraa SNAP SYSTEM™

GENERAL SPECIFICATIONS

Form Factor

Width: 96mm (3.78")
Height: 92mm (3.62")
Weight: 274g

Operating Temperature

Minimum: -40°C (ambient)
Typical: 70°C - 80°C (base)
Maximum: 90°C (base)

Electrical

Wattage: 18.5W
Power factor: 0.95
Voltage: 230V +/- 23V
Frequency: 50/60Hz

Dimming

Please reference our compatibility chart for dimmer and transformer information.

Output	930 - 1000 lumen
Beam Angle	9°, 25°, 36°, 60°
Color Temperature	2700K, 3000K, 4000K
Color Metrics	CIE Metrics: CRI 95, R9 95 TM30 Metrics: Rf 90, Rg 100 Whiteness Index: Rw 100
Applications	Hotels & Hospitality Galleries & Museums High-End Retail



ENERGY EFFICIENCY

85% more energy efficient than standard halogen lamps, with typical payback of one year or less.

THERMAL COMPATIBILITY

Suitable for use with standard fixtures, subject to the maximum heatsink temperature limits stated in this data sheet. Designed to safely turn down in high temperature environments to protect LED and components.

ELECTRICAL COMPATIBILITY

Works with trailing edge and leading edge phase cut dimmers. Check individual lamp website pages for compatibility data. For more information visit: www.soraa.com

INTENDED USE & LOCATION RATING

Intended for use in PAR30S compatible recessed downlights, track lighting and other indoor and outdoor applications. Suitable for damp locations, not rated for use in wet locations.

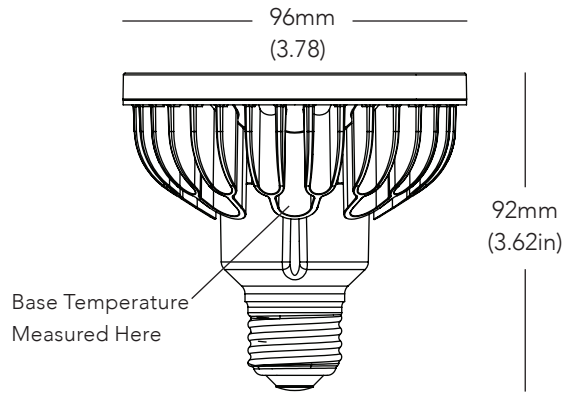
LIFETIME & WARRANTY

Rated lifetime to L70: 35,000hrs
Warranty: 3yrs or 25,000hrs whichever comes first
For warranty information visit: www.soraa.com/resources/legal

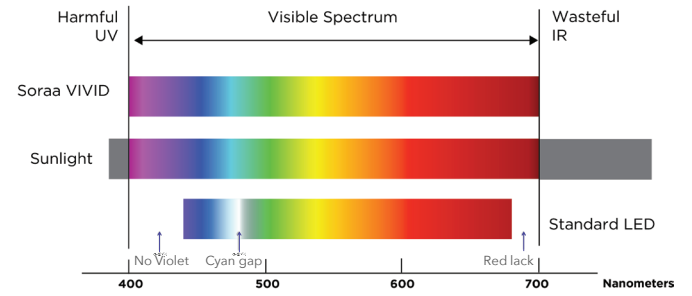


RoHS **CE**

DIMENSIONS

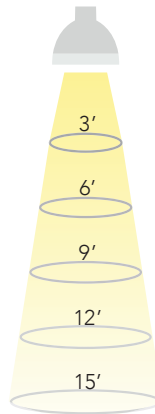


COLOR RENDERING



9 DEGREE BEAM

Beam Dia at 50% CBCP (ft)	Field Dia at 10% CBCP (ft)	Foot-candles (% of CBCP)
0.5	0.8	8.6%
0.9	1.7	2.5%
1.4	2.5	1.2%
1.9	3.4	0.7%
2.4	4.2	0.4%

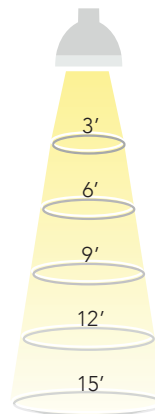


25 DEGREE BEAM

Beam Dia at 50% CBCP (ft)	Field Dia at 10% CBCP (ft)	Foot-candles (% of CBCP)
1.3	2.2	8.6%
2.7	4.4	2.5%
4.0	6.6	1.2%
5.3	8.7	0.7%
6.7	10.9	0.4%

36 DEGREE BEAM

Beam Dia at 50% CBCP (ft)	Field Dia at 10% CBCP (ft)	Foot-candles (% of CBCP)
1.9	3.5	8.6%
3.9	6.9	2.5%
5.8	10.4	1.2%
7.8	13.9	0.7%
9.7	17.3	0.4%



60 DEGREE BEAM

Beam Dia at 50% CBCP (ft)	Field Dia at 10% CBCP (ft)	Foot-candles (% of CBCP)
3.5	6.0	8.6%
6.9	12.0	2.5%
10.4	18.0	1.2%
13.9	24.0	0.7%
17.3	30.0	0.4%

Note: Footcandles may be calculated by multiplying the CBCP of the desired model number by the percentage in the tables above

SPECIFICATIONS BY MODEL NUMBER* SORAA LED PAR30S 18.5W 230V

Model #	Product Code	CCT (K)	Beam Angle	Field Angle	CBCP (Cd)	Total Flux (Lm)	90° Lumens	Efficacy (Lm/W)	McA	SNAP
VIVID SERIES										
SP30SW-18-09D-927-03-S3	02751	2700	9	-	17200	930	835	50.3	3	YES
SP30SW-18-25D-927-03-S3	02753	2700	25	-	5020	930	860	50.3	3	-
SP30SW-18-36D-927-03-S3	02755	2700	36	-	2320	930	855	50.3	3	-
SP30SW-18-60D-927-03-S3	02757	2700	60	-	1020	930	825	50.3	3	-
SP30SW-18-09D-930-03-S3	02767	3000	9	-	18500	1000	900	54.1	3	YES
SP30SW-18-25D-930-03-S3	02769	3000	25	-	5400	1000	930	54.1	3	-
SP30SW-18-36D-930-03-S3	02771	3000	36	-	2500	1000	920	54.1	3	-
SP30SW-18-60D-930-03-S3	02773	3000	60	-	1100	1000	890	54.1	3	-
SP30SW-18-25D-940-03-S3	02785	4000	25	-	5600	1040	965	56.2	3	-
SP30SW-18-36D-940-03-S3	02787	4000	36	-	2600	1040	955	56.2	3	-
SP30SW-18-60D-940-03-S3	02789	4000	60	-	1140	1040	925	56.2	3	-

CCT: Correlated Color Temperature **McA:** White Point Accuracy in McA step **SNAP:** SORAA SNAP System Compatible

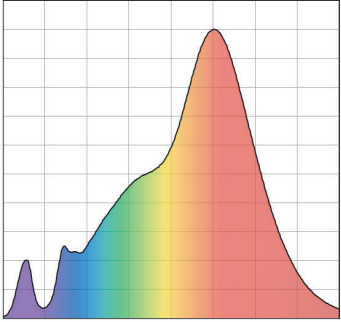
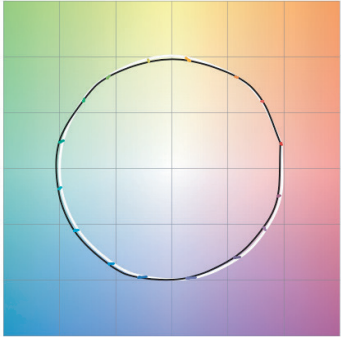
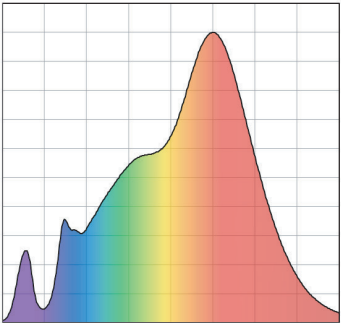
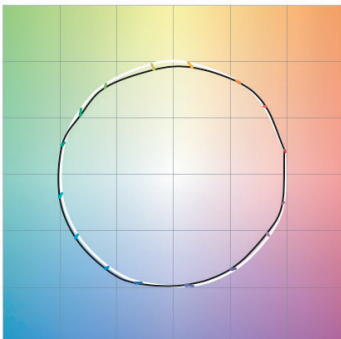
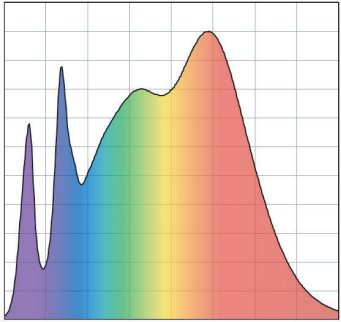
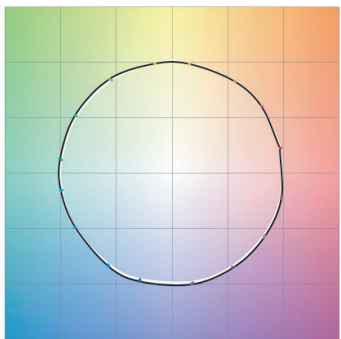
*Specifications are at stable warm operating conditions (25°C ambient)

CCT

SPECTRAL POWER DISTRIBUTION

COLOR QUALITY METRICS

COLOR ACCURACY

<p>VIVID 2700K</p>	 <p>CRI: 95, R9: 95</p>	<table border="0"> <tr><td>CRI</td><td>95</td></tr> <tr><td>R9</td><td>95</td></tr> <tr><td>Rf</td><td>95</td></tr> <tr><td>Rg</td><td>100</td></tr> <tr><td>Rf-h1</td><td>95</td></tr> <tr><td>Rw</td><td>90</td></tr> </table>	CRI	95	R9	95	Rf	95	Rg	100	Rf-h1	95	Rw	90	
CRI	95														
R9	95														
Rf	95														
Rg	100														
Rf-h1	95														
Rw	90														
<p>VIVID 3000K</p>	 <p>CRI: 95, R9: 95</p>	<table border="0"> <tr><td>CRI</td><td>95</td></tr> <tr><td>R9</td><td>95</td></tr> <tr><td>Rf</td><td>95</td></tr> <tr><td>Rg</td><td>100</td></tr> <tr><td>Rf-h1</td><td>95</td></tr> <tr><td>Rw</td><td>90</td></tr> </table>	CRI	95	R9	95	Rf	95	Rg	100	Rf-h1	95	Rw	90	
CRI	95														
R9	95														
Rf	95														
Rg	100														
Rf-h1	95														
Rw	90														
<p>VIVID 4000K</p>	 <p>CRI: 95, R9: 95</p>	<table border="0"> <tr><td>CRI</td><td>95</td></tr> <tr><td>R9</td><td>95</td></tr> <tr><td>Rf</td><td>98</td></tr> <tr><td>Rg</td><td>100</td></tr> <tr><td>Rf-h1</td><td>100</td></tr> <tr><td>Rw</td><td>100</td></tr> </table>	CRI	95	R9	95	Rf	98	Rg	100	Rf-h1	100	Rw	100	
CRI	95														
R9	95														
Rf	98														
Rg	100														
Rf-h1	100														
Rw	100														