

AR111 6W



OUTPUT RANGE: VIVID SERIES	275 - 300 lumen
BEAM ANGLE RANGE	4°
COLOR TEMPERATURE RANGE	2700K, 3000K
APPLICATION	Halogen replacement for indoor & outdoor applications



POINT SOURCE OPTICS

Exceptional beam control enables unique 4° narrow spot and smooth uniform beams

Single light source, single crisp shadow

SORAA VIVID COLOR™ AND SORAA NATURAL WHITE™

All Soraa VIVID lamps feature the right amount of spectral content from violet to deep red in every wavelength from 400nm to 700nm with 95 CRI, R9>95 and Rw 100 typical

Soraa's whiteness methodology means we render white faithfully, matching or exceeding that of halogen and incandescent sources at 2700K and 3000K

ENERGY EFFICIENCY AND LONG LIFE

85% more energy efficient than standard halogen lamps

Typical payback of one year or less

Rated lifetime to L70: 35,000hrs

Warranty: 3yrs or 25,000hrs whichever comes first

Detailed warranty information available at soraa.com/resources/legal

CERTIFICATIONS

FCC Title 47 Part 15B, RoHS, CE



HIGHLY COMPATIBLE

Thermally and geometrically compatible with standard fixtures and suitable for damp locations

Suitable for fully enclosed fixtures. Can be used with front glass cover

Works with trailing edge and leading edge phase cut dimmers, 12V AC magnetic and electronic transformers and 12V DC transformers (see www.soraa.com/resources)

INTENDED USE AND APPLICATIONS

Intended for use in AR111 compatible recessed downlights, track lighting and other indoor and outdoor applications

Soraa lamps are designed to safely turn down in any thermal environment not conducive to minimum airflow or proper ventilation

ACCESSORIES

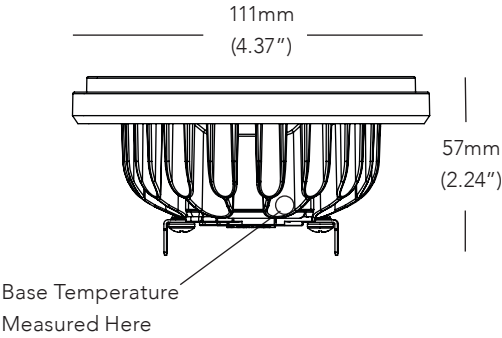
Narrow spot compatible with the Soraa SNAP System™

Soraa AR111 lamps come supplied with an optional Anti-Glare Shield

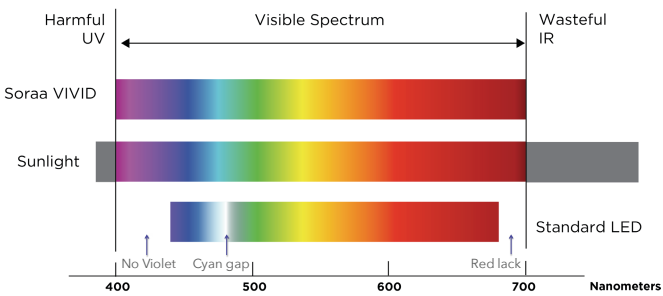
GENERAL SPECIFICATIONS

Form Factor	Operating Temperature	Electrical	Dimming and Flicker
Width: 111mm (4.37")	Minimum: -40°C (ambient)	Wattage: 6W	Dimmable to <20%
Height: 57mm (2.24")	Typical: 50°C - 60°C (base)	Power factor: 0.92	Flicker Index < 0.06
Weight: 250g	Maximum: 65°C (base)	Voltage: 12V +/- 1.2V	Percent Flicker: 22%
		Frequency: 50/60Hz	

DIMENSIONS

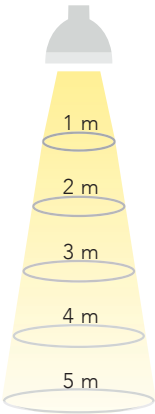


COLOR RENDERING



4 DEGREE BEAM

Beam Dia at 50% Intensity (m)	Field Dia at 10% Intensity (m)	Lux (% of Intensity)
0.1	0.2	61%
0.1	0.3	21%
0.2	0.5	11%
0.3	0.6	6%
0.3	0.8	4%



Note: Lux may be calculated by multiplying the peak Intensity of the desired model number by the percentage in the tables above

SPECIFICATIONS BY MODEL NUMBER* SORAA LED AR111 6W

Model #	Product Code	CCT (K)	Beam Angle	Field Angle	Peak Intensity	Total Flux (Lm)	Efficacy (Lm/W)	90° Lumens	McA	EEI	SNAP
VIVID SERIES											
SR111-06-04D-927-03-S3	02003	2700	4	9	11540	275	46	245	3	A	YES
SR111-06-04D-930-03-S3	02005	3000	4	9	12600	300	50	270	3	A	YES

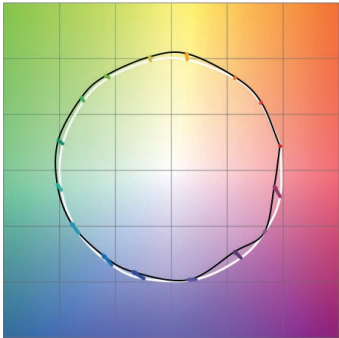
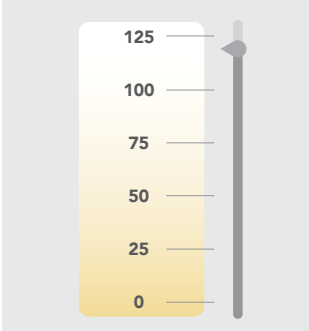
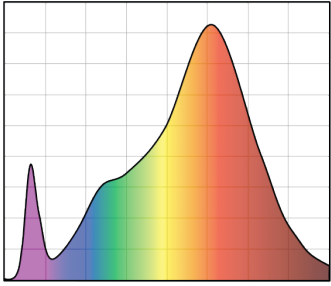
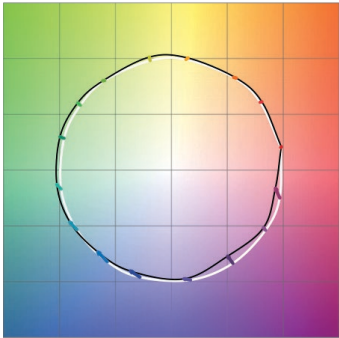
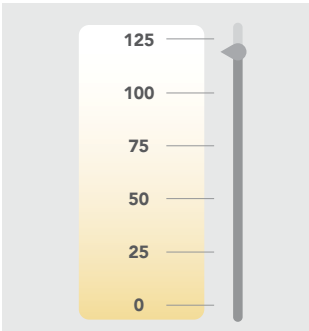
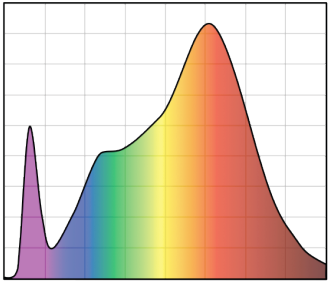
CCT: Correlated Color Temperature **McA**: White Point Accuracy in McA step **SNAP**: SORAA SNAP System Compatible **EEI**: Energy Efficiency Index
*Specifications are at stable warm operating conditions (25°C ambient)

SERIES/CCT

COLOR ACCURACY

WHITENESS INDEX

SPECTRAL POWER DISTRIBUTION

VIVID 2700K	 <p>Rf: 90, Rg: 100, Rfh1: 95</p>	 <p>Rw: 120</p>	 <p>CRI: 95, R9: 95</p>
VIVID 3000K	 <p>Rf: 90, Rg: 100, Rfh1: 95</p>	 <p>Rw: 120</p>	 <p>CRI: 95, R9: 95</p>

Rf: TM-30 metric measuring color fidelity (whether colors are similar to those under natural light). Rf is a more accurate version of the CRI Ra. Rf is 100 for natural light.

Rg: TM-30 metric measuring color gamut (whether colors are more saturated than under natural light). Rg is 100 for natural light.

Rfh1: TM-30 metric measuring color fidelity for red tones. Rf is a more accurate version of the CRI R9. Rfh1 is 100 for natural light.

Rw: Soraa-developed metric to measure white fidelity. Rw measures the magnitude of excitation of whitening agents within whites. Rw is about 100 for natural light.