

PAR30L 18.5W



OUTPUT RANGE: VIVID SERIES	930 - 1040 lumen
OUTPUT RANGE: BRILLIANT SERIES	1190 - 1280 lumen
BEAM ANGLE RANGE	9°, 25°, 36°
COLOR TEMPERATURE RANGE	2700K, 3000K, 4000K
APPLICATION	Halogen replacement for indoor & outdoor applications



POINT SOURCE OPTICS

Exceptional beam control enables unique 9° narrow spot and smooth uniform beams

Single light source, single crisp shadow

VP₃ VIVID COLOR AND VP₃ NATURAL WHITE

VIVID series provides accurate color rendering across the visible spectrum from 400nm to 700nm, with CRI/95, R9/95, Rf/90, Rg/100

Whiteness rendering matches or exceeds that of halogen and incandescent sources at 2700K and 3000K

ENERGY EFFICIENCY AND LONG LIFE

85% more energy efficient than standard halogen lamps

Typical payback of one year or less

Rated lifetime to L70: 35,000hrs

Warranty: 3yrs or 25,000hrs whichever comes first

Detailed warranty information available at soraa.com/resources/legal

CERTIFICATIONS

RoHS, CE



HIGHLY COMPATIBLE

Narrow spot compatible with Soraa SNAP System accessories

Thermally and geometrically compatible with standard fixtures and suitable for damp locations

Works with trailing edge and leading edge phase cut dimmers (see www.soraa.com/resources)

INTENDED USE AND APPLICATIONS

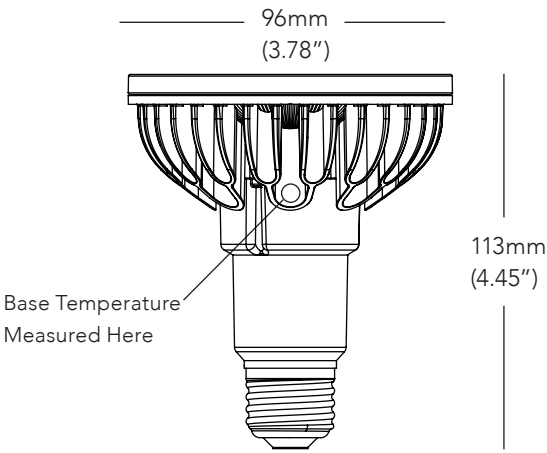
Intended for use in PAR30L compatible recessed downlights, track lighting and other indoor and outdoor applications

Soraa lamps are designed to safely turn down in any thermal environment not conducive to minimum airflow or proper ventilation

GENERAL SPECIFICATIONS

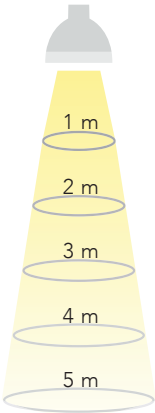
Form Factor	Operating Temperature	Electrical	Dimming and Flicker
Width: 96mm (3.78")	Minimum: -40°C (ambient)	Wattage: 18.5W	Dimmable to <20%
Height: 113mm (4.45")	Typical: 70°C - 80°C (base)	Power factor: 0.95	Flicker Index: <0.1
Weight: 295g	Maximum: 90°C (base)	Voltage: 230V +/- 23V	Percent Flicker: 28%
		Frequency: 50/60Hz	

DIMENSIONS



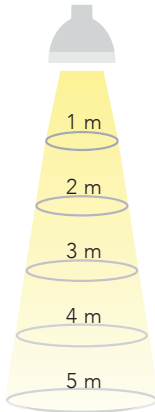
9 DEGREE BEAM

Beam Dia at 50% Intensity (m)	Field Dia at 10% Intensity (m)	Lux (% of Intensity)
0.2	0.3	77%
0.3	0.6	23%
0.5	0.8	11%
0.6	1.1	6%
0.8	1.4	4%

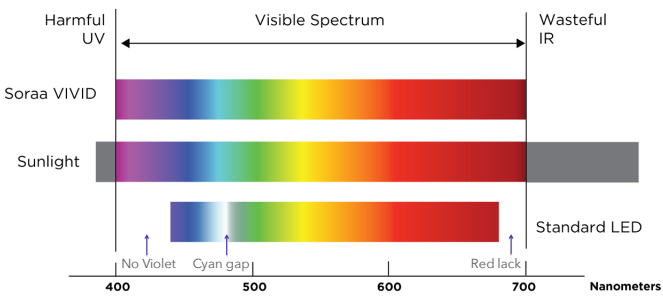


36 DEGREE BEAM

Beam Dia at 50% Intensity (m)	Field Dia at 10% Intensity (m)	Lux (% of Intensity)
0.6	1.2	77%
1.3	2.3	23%
1.9	3.5	11%
2.6	4.6	6%
3.2	5.8	4%



COLOR RENDERING



25 DEGREE BEAM

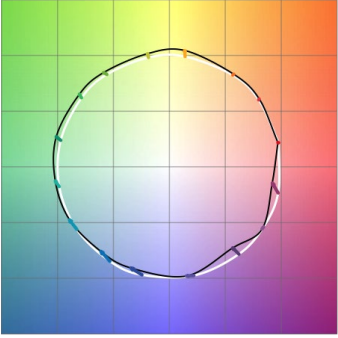
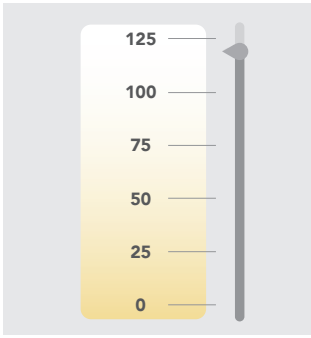
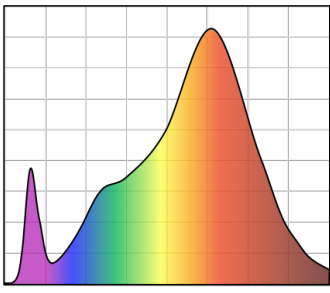
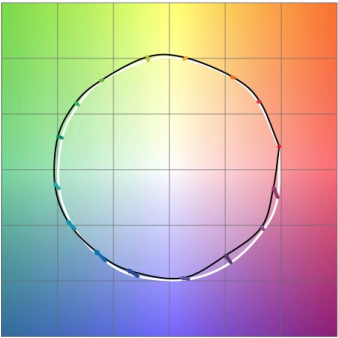
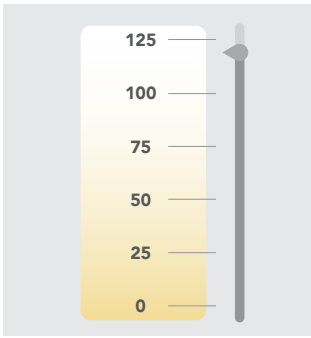
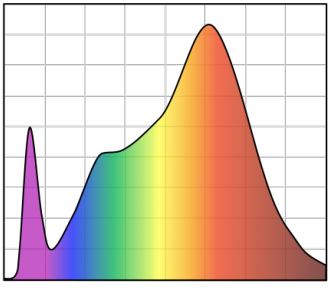
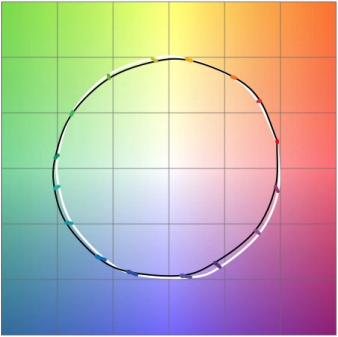
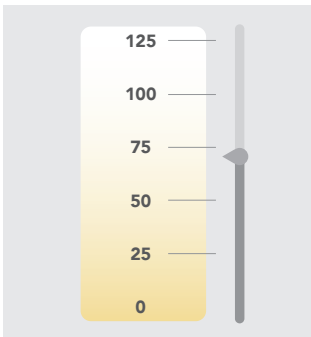
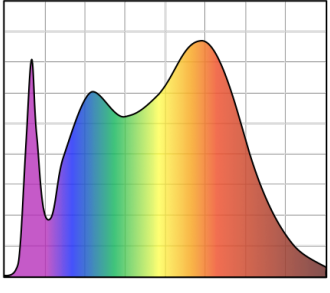
Beam Dia at 50% Intensity (m)	Field Dia at 10% Intensity (m)	Lux (% of Intensity)
0.4	0.7	77%
0.9	1.5	23%
1.3	2.2	11%
1.8	2.9	6%
2.2	3.6	4%

SPECIFICATIONS BY MODEL NUMBER* SORAA LED PAR30L 18.5W

Model #	Product Code	CCT (K)	Beam Angle	Field Angle	Peak Intensity	Total Flux (Lm)	Efficacy (Lm/W)	90° Lumens	McA	EEI	SNAP
VIVID SERIES											
SP30LW-18-09D-927-03-S3	01855	2700	9	16	17200	930	50	890	3	A	YES
SP30LW-18-25D-927-03-S3	01857	2700	25	40	5020	930	50	890	3	A	-
SP30LW-18-36D-927-03-S3	01859	2700	36	60	2320	930	50	900	3	A	-
SP30LW-18-09D-930-03-S3	01871	3000	9	16	18500	1000	54	960	3	A	YES
SP30LW-18-25D-930-03-S3	01873	3000	25	40	5400	1000	54	960	3	A	-
SP30LW-18-36D-930-03-S3	01875	3000	36	60	2500	1000	54	970	3	A	-
SP30LW-18-09D-940-03-S3	01887	4000	9	16	19240	1040	56	995	4	A	YES
SP30LW-18-25D-940-03-S3	01889	4000	25	40	5600	1040	56	995	4	A	-
SP30LW-18-36D-940-03-S3	01891	4000	36	60	2600	1040	56	1005	4	A	-
BRILLIANT SERIES											
SP30LW-18-09D-827-03-S3	01863	2700	9	16	22000	1190	64	1140	3	A	YES
SP30LW-18-25D-827-03-S3	01865	2700	25	40	6420	1190	64	1140	3	A	-
SP30LW-18-36D-827-03-S3	01867	2700	36	60	2960	1190	64	1150	3	A	-
SP30LW-18-09D-830-03-S3	01879	3000	9	16	23680	1280	69	1225	3	A	YES
SP30LW-18-25D-830-03-S3	01881	3000	25	40	6900	1280	69	1225	3	A	-
SP30LW-18-36D-830-03-S3	01883	3000	36	60	3200	1280	69	1240	3	A	-

CCT: Correlated Color Temperature McA: White Point Accuracy in McA step SNAP: SORAA SNAP System Compatible EEI: Energy Efficiency Index

*Specifications are at stable warm operating conditions (25°C ambient)

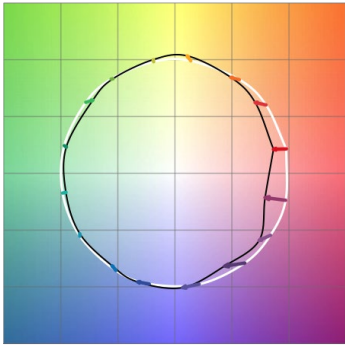
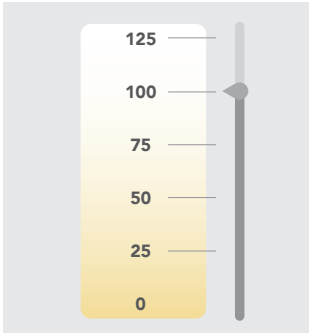
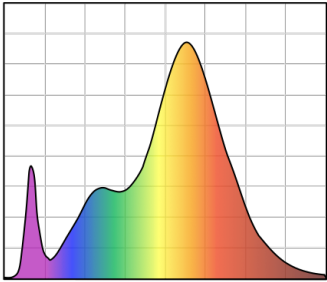
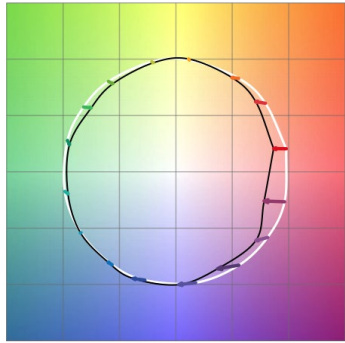
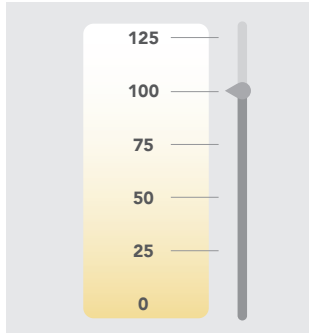
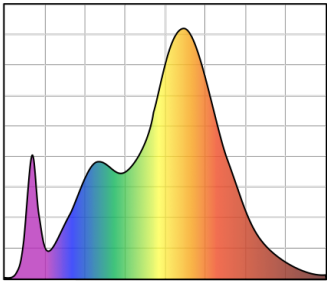
SERIES/CCT	COLOR ACCURACY	WHITENESS INDEX	SPECTRAL POWER DISTRIBUTION
VIVID 2700K	 <p>Rf: 90, Rg: 100, Rfh1: 95</p>	 <p>Rw: 120</p>	 <p>380 Wavelength (nm) 780</p> <p>CRI: 95, R9: 95</p>
VIVID 3000K	 <p>Rf: 90, Rg: 100, Rfh1: 95</p>	 <p>Rw: 120</p>	 <p>380 Wavelength (nm) 780</p> <p>CRI: 95, R9: 95</p>
VIVID 4000K	 <p>Rf: 90, Rg: 100, Rfh1: 95</p>	 <p>Rw: 70</p>	 <p>380 Wavelength (nm) 780</p> <p>CRI: 95, R9: 95</p>

SERIES/CCT

COLOR ACCURACY

WHITENESS INDEX

SPECTRAL POWER DISTRIBUTION

<div>BRILLIANT 2700K</div>	<div><div>Rf: 85, Rg: 92, Rfh1: 77</div></div>	<div><div>Rw: 100</div></div>	<div><div>380Wavelength (nm)780</div><div>CRI: 85, R9: >0</div></div>
<div>BRILLIANT 3000K</div>	<div><div>Rf: 85, Rg: 92, Rfh1: 77</div></div>	<div><div>Rw: 100</div></div>	<div><div>380Wavelength (nm)780</div><div>CRI: 85, R9: >0</div></div>

Rf: TM-30 metric measuring color fidelity (whether colors are similar to those under natural light). Rf is a more accurate version of the CRI Ra. Rf is 100 for natural light.
Rg: TM-30 metric measuring color gamut (whether colors are more saturated than under natural light). Rg is 100 for natural light.
Rfh1: TM-30 metric measuring color fidelity for red tones. Rf is a more accurate version of the CRI R9. Rfh1 is 100 for natural light.
Rw: Soraa-developed metric to measure white fidelity. Rw measures the magnitude of excitation of whitening agents within whites. Rw is about 100 for natural light.